



EDMONDS FIRE DEPARTMENT

2008 Annual Statistics

Contents

2008 SUMMARY	2
FINANCIALS	5
EDMONDS FIRE SAFETY FOUNDATION.....	6
SIGNIFICANT AND NEAR MISS INCIDENTS.....	6
2008 ACTIVITY	9
EDMONDS / WOODWAY / ESPERANCE.....	10
BY UNIT AND STATION	12
AUTOMATIC AID.....	13
TRAINING HOURS	13
PATIENT TRANSPORTS	14
FIRE PREVENTION & PUBLIC EDUCATION.....	15

2008 Summary

COVERAGE AREA

	<u>Square Miles</u>	<u>Population</u>
Edmonds	8.93	40,760
Woodway	1.12	1,180
Esperance	<u>0.70</u>	<u>3,503</u>
Total	10.75	45,443

Edmonds Assessed Valuation **\$7,615,549,203**

FIRE STATIONS

Station 16	8429 - 196 th Street Southwest
Station 17	275 - 6 th Avenue North
Station 20	23009 - 88 th Avenue West
Fire Administration	City Hall, 3 rd Floor, 121- 5 th Avenue North

FINAL ADJUSTED BUDGET

\$7,542,418

PERSONNEL

Operations / Advanced Life Support / Training	50
Fire Prevention	2
Administration	<u>2</u>
Total	54
Volunteers	5

RETIREMENTS

Greg Lucas, Battalion Chief
David Clark, Firefighter/Paramedic

RESIGNATIONS

Kyle Dropp, Firefighter/EMT

TERMINATIONS

None

NEW HIRES

Moises Castellon
Cabot Guidry

2008 Summary

NEW VOLUNTEERS

None

VOLUNTEER RESIGNATIONS

Clifton Uyeno

FIRE VICTIMS

Civilian Injuries	3
Civilian Fatalities	0

FIREFIGHTER SAFETY

Firefighter Exposures	
Inhalation	5
Firefighter Injuries	3
Firefighter Lost-Time Injuries	2
Firefighter Fatalities	0

LABOR & INDUSTRIES EXPOSURE AND INJURY REPORTS

Recordable Injuries	8
Medical cost	\$21,482.46
Time lost cost	10,162.64
Total	\$31,645.10

Change from 2007: \$16,801.08 Increase

Not all Labor & Injury reports result in time loss.

INJURY TYPE AND / OR TIME LOSS OF THREE OR MORE SHIFTS / DAYS

<u>Date</u>	<u>Injury Type</u>	<u>Shifts or Days</u>	<u>Duty</u>
01/01/08	Fall	40	On
01/13/08	Pancreatitis	5	Off
02/06/08	Surgery	3	Off
03/03/08	FMLA – Parent	7	N/A
03/09/08	Military Leave	296	N/A
03/20/08	Admin Leave w/ Pay	6	N/A
04/08/08	FMLA – Parent	5	N/A
04/15/08	Neck	36	On
04/29/08	Surgery	16	Off
05/31/08	Surgery	10	Off
06/21/08	Surgery	11	Off
08/17/08	Surgery	39	Off
09/03/08	FMLA – Parent	6	N/A
09/16/08	Back	4	Off
10/22/08	Back	3	On
10/25/08	Surgery	15	Off
11/03/08	FMLA – Parent	10	Off
12/23/08	Back	<u>3</u>	Off
Total Shifts		515	

EQUIPMENT DAMAGE REPORTS

	<u>Occurrences</u>
Damage Involving City Vehicles, Driving or Parked	4
Damage to City Vehicles, Tools, Equipment, Buildings	49

CITIZEN REQUESTS

Public Records Requests	59
-------------------------	----

SUPPORT SEVEN / CHAPLAIN CALLOUTS

Support Seven / Chaplain Callouts	37
-----------------------------------	----

Financials

REIMBURSEMENT		\$2,183
EMERGENCY MEDICAL SERVICES LEVY		2,452,000
REVENUE		512,237
Grants Total*	1,856	
Business Fire Permits/Special Use	8,345	
Plan Check Fees	6,823	
Inspection Fees	10,025	
Photocopy Fees	366	
Donations	10,976	
Training	0	
Woodway Service Contract	168,772	
Esperance Service Contract	295,074	
Misc. Interlocal Revenue	0	
Medic Seven Foundation Donation	10,000	
Grants Breakout*		
WA Department of Health	1,644	
North Region EMS & Trauma Care Council	212	
Total		<u>\$2,966,420</u>

Edmonds Fire Safety Foundation

ITEMS PURCHASED / DONATED BY EDMONDS FIRE SAFETY FOUNDATION

RAD-57 Signal Extraction Pulse CO Monitor with Case	\$3,820
	<u>2,000</u>
Total	\$5,820

HELPING HANDS; FUNDS PROVIDED BY EDMONDS FIRE SAFETY FOUNDATION

\$172.20. Crews purchased a combination Printer/Fax/Copier/Scanner and cable for the family of a seriously injured child on a ventilator. The combi-unit allows the family to maintain the medical history and constantly changing list of medications needed to efficiently interact with insurance companies, hospitals, doctors, and other care providers, and perform the daily tasks required to care for the child.

VOLUNTEER TRAINING REIMBURSEMENT, EDMONDS FIRE SAFETY FOUNDATION

None reported in 2008

1938 FORD APPEARANCES AT CIVIC EVENTS

Appearances 22

Significant and Near-Miss Incidents

- Fireworks in wooded area, January 1, C-Shift, Andover Avenue and Olympic View Drive. Illegal use. No loss reported.
- Residential electrical outlet sparking, January 4, C-Shift, 8432 – 221st Place SW. Electrical short. \$500 loss.
- Residential dryer fire, January 10, C-Shift, 19716 – 82nd Place West. Lint fire. No loss reported.
- Vehicle fire, February 2, B-Shift, 19628 – 82nd Place West. Undetermined. \$2,500 loss.
- Vehicle fire, February 10, A-Shift, 23317 Edmonds Way. Undetermined. \$3,000 loss.
- Commercial occupancy, automatic-sprinkler malfunction in freezer, February 10, A-Shift, 22618 Highway 99, BooHan Market.
- Outside natural gas leak, February 14, B-Shift, 201 – 5th Avenue North. Old Milltown construction site. Contractor severed one-inch gas line.
- Residential oven fire, February 17, B-Shift, 623 Elm Place. No loss reported.
- Natural gas leak in multi-family residential complex, February 21, C-Shift, 400 Walnut Street #203. No source found.

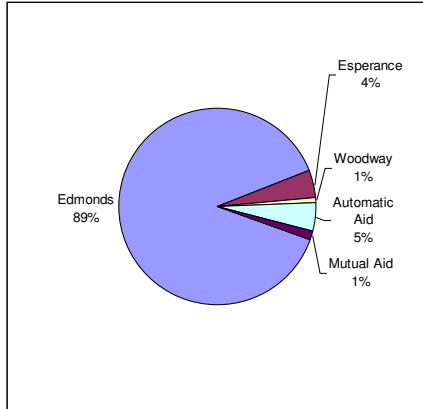
- Residential heat pump explosion, March 5, A-Shift, 18807 – 88th Avenue West. Overpressure. No loss reported.
- Outside sprinkler head fire, March 9, B-Shift, 22901 Edmonds Way, Westgate Chapel. Undetermined. \$200 loss.
- Hydraulic fluid spill from commercial vehicle, March 12, B-Shift, 7th Avenue North and Glen Street. Equipment failure.
- Residential stove igniter ignited excess gas, March 29, A-Shift, 19619 – 88th Avenue West. Malfunction. No loss reported.
- Residential garage fire, April 4, A-Shift, 910 Hindley Lane. Electrical arcing. \$500 loss.
- Vehicle into residence, April 12, C-Shift, 615 – 12th Avenue North. Operator error.
- Arcing power strips in residence, April 16, A-Shift, 24232 – 100 Avenue West. No loss reported.
- Residential fire, April 17, B-Shift, 9621 – 240th Place SW. Undetermined. \$40,000 loss.
- Snow storm, April 18-19, A and C-Shifts. 10 storm-related calls. Hazardous driving conditions, trees and power lines down, areas of city without power up to 14 hours.
- Knife attack, April 21, C-Shift, 9400 Block 244th Street. Three individuals received multiple lacerations.
- Garbage truck fire, April 25, C-Shift, 22500 Block Highway 99. Undetermined. No loss reported.
- Recreational vessel taking on water, April 25, A-Shift, mid-Sound off oil dock.
- Commercial fire, May 12, C-Shift, 23221 Edmonds Way, Mike's Deli-Mart. Discarded cigarette. \$2,500 loss.
- Residential dryer fire, May 19, A-Shift, 18912 Olympic View Drive. Pinched power cord caused electrical arcing. \$10,000 loss.
- Assist Edmonds Police by placing ladder on commercial building, May 20, A-Shift, 620 Edmonds Way, 1st Security Bank.
- Kitchen fire in multi-family residential complex, May 23, B-Shift, 7619 – 230th Street SW #4. One patient treated. Unattended food on stove. \$1,000 loss.
- Residential fire in abandoned structure, June 4, B-Shift, 7238 – 212th Street SW. Arson. Loss \$1,000.
- Balcony fire in multi-family residential complex, June 24, A-Shift, 7305 – 213th Place SW. Improperly discarded cigarette. \$400 loss.
- Fireworks incidents, one reported on July 4, two after the holiday reporting period.
- Residential fence fire, July 8, C-Shift, 8415 – 220th Place SW. Undetermined. Loss \$250.

- Residential fire, July 13, B-Shift, 10506 – 235th Place SW. Electrical light fixture malfunction. \$2,700 loss.
- Paint spill washed into Shell Creek by paint contractor, July 21, B-Shift.
- Fire in public restroom, July 24, A-Shift, 8000 – 186th Street SW, Seaview Park. Arson. \$500 loss.
- Vehicle fire, August 4, B-Shift, 21558 Highway 99. Undetermined. \$2,500 loss.
- Motor Vehicle Collision, August 12, B-Shift, 9003 Olympic View Drive.
- Landscape fire, August 14, A-Shift, 22318 – 92nd Avenue West. Possible fireworks. \$500 loss.
- Residential fire, August 23, A-Shift, 21429 – 84th Avenue West. Two Firefighters transported to hospital for evaluation. Undetermined. \$510,000 loss.
- Residential fire, August 27, A-Shift, 524 Homeland Drive. Careless smoking. \$6,000 loss.
- Furnishings fire in multi-family residential complex, October 6, C-Shift, 517 – 4th Avenue South #B. Combustible pressed up against gas fireplace. \$400 loss.
- Hazardous substance on WSF *Spokane*, October 26, B-Shift, 71 Main Street, WSF Ferry Terminal.
- Residential fire, November 4, B-Shift, 8534 Frederick Place. Electrical dishwasher malfunction. \$180,000 loss.
- Sheds / residential fire, November 4, B-Shift, 8511 – 236th Street SW. Lightning strike to tree adjacent to sheds. \$25,000 loss.
- Watercraft rescue, December 6, A-Shift, 300 yards off Sunset Avenue. Recreational vessel nosed into rocks, taking on water, four persons on board.
- Prolonged snow and ice conditions prevail throughout Puget Sound Area, December 15 well into January 2009. Numerous snow and ice-related calls.
- Residential oven fire, December 15, A-Shift, 8507 – 186th Street SW. Heating towels in oven. \$300 loss.
- Residential fire, December 18, A-Shift, 9531 Forest Dell Drive. Two Firefighters transported to hospital for evaluation. Probable cause heater used to keep manufactured bio-diesel fuel from freezing. \$650,000 loss.
- Vehicle fire, December 30, A-Shift, 51 West Dayton Street. Undetermined. \$2,500 loss.

2008 Activity

ACTIVITY BY EDMONDS UNITS

All Incidents by location.



Edmonds	4,535
Esperance	225
Woodway	53
Automatic Aid	235
Mutual Aid	74

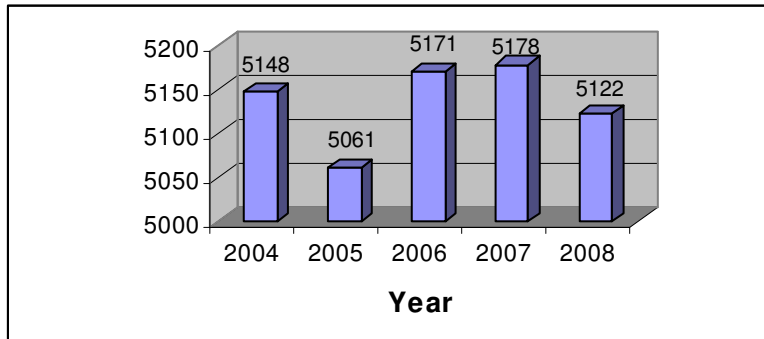
Total 5,122

Daily Average 14.03 Calls

90% Fractal Response Time

Fractal response times are now located in Appendix A, Fire Department RCW 35.103 Compliance Report.

5-YEAR INCIDENT TREND



ATTEMPTED RESUSCITATIONS

The Utstein Criteria is a nationally recognized measurement tool for patients who experience a witnessed cardiac arrest.

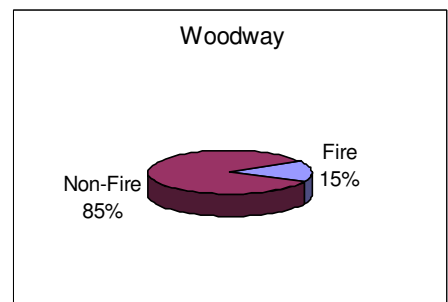
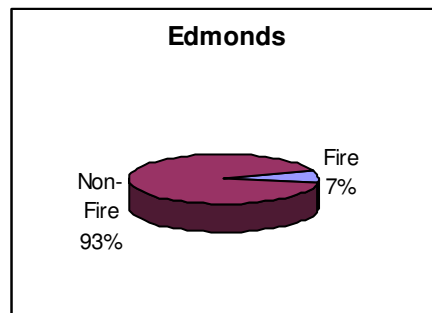
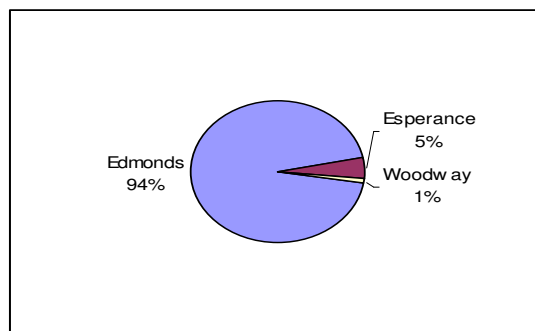
Utstein Qualified Resuscitations	8
Expired in Field	2
Discharged Home	2
Utstein Survival Rate	25%

Total CPR Resuscitations	24
Expired in Field	10
Expired in Emergency Department	3
Expired in Intensive Care Unit	7
Discharged Home	4
Total Survivor Rate	17%

Activity in Edmonds/Woodway/Esperance

INCIDENTS

	EDMONDS	WOODWAY	ESPERANCE	TOTAL
EMS	3,357	31	167	3,555
False Alarm	224	8	6	238
Fire	99	0	5	104
Good Intent Call	374	3	19	396
Hazardous Condition	88	8	9	105
Rupture / Explosion	7	0	1	8
Service Call	243	3	18	264
Special Type	3	0	0	3
TOTAL	4,395	53	225	4,673



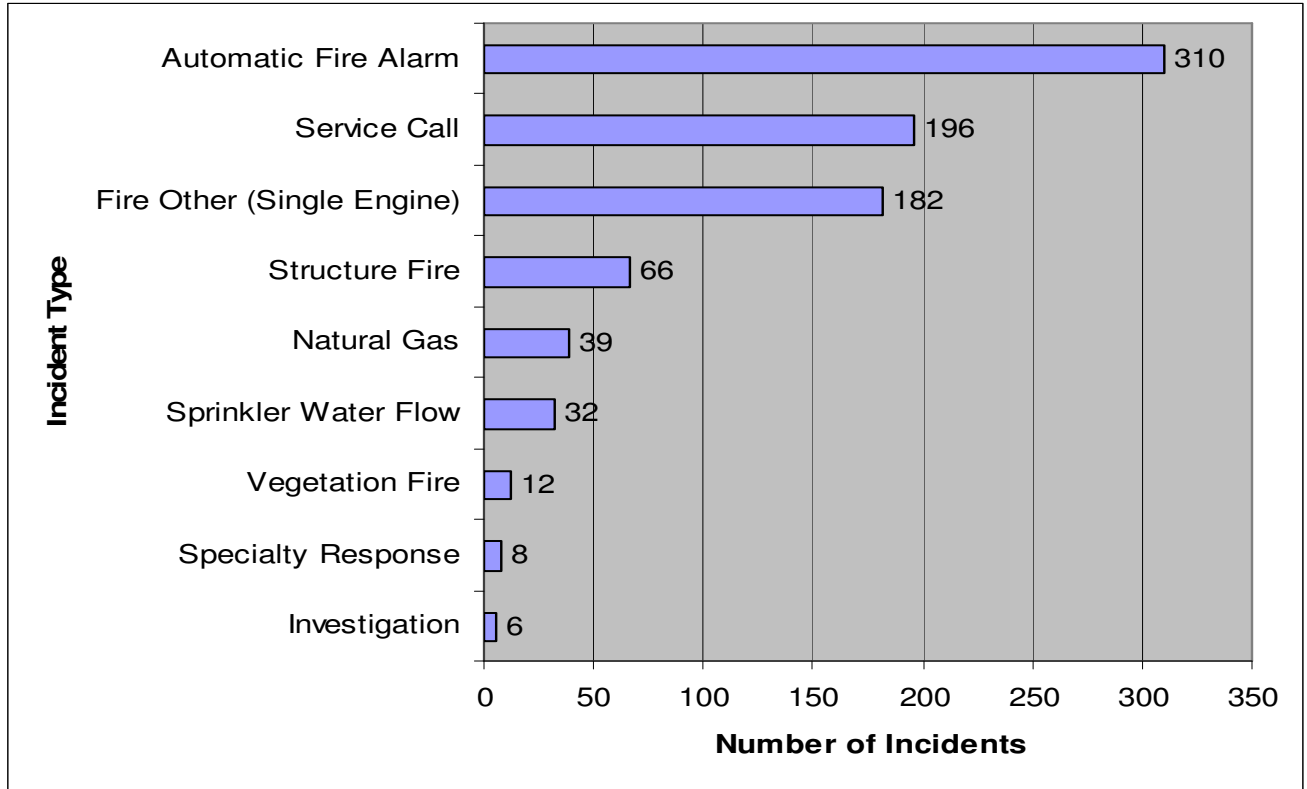
EMS DISPATCHED INCIDENTS BY TYPE

Includes Motor Vehicle Collisions.

	EDMONDS	WOODWAY	ESPERANCE	TOTAL	PERCENT
BLS (Basic Life Support)	3,478	25	162	3,665	86
ALS (Advanced Life Support)	597	7	25	597	14

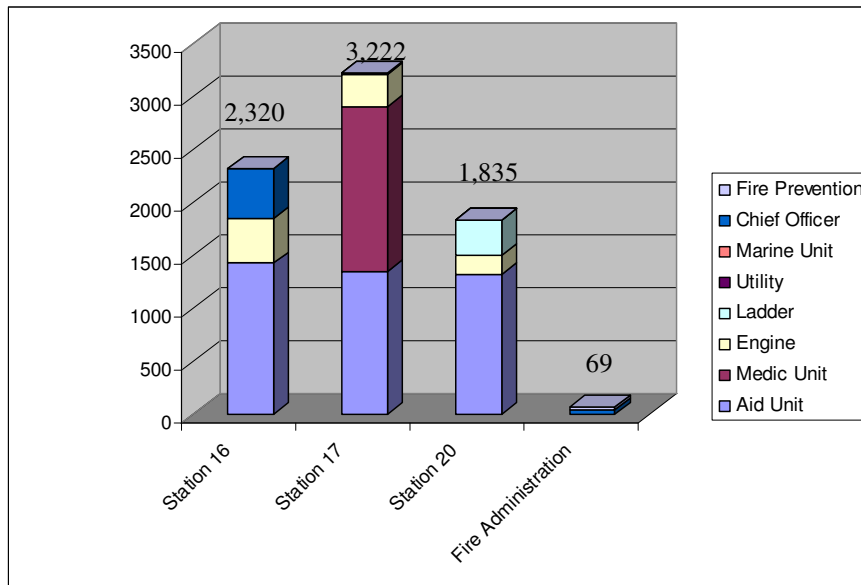
FIRE INCIDENTS BY TYPE

As Dispatched.



Activity By Unit and Station

EMERGENCY RESPONSES BY STATION



	Engine	Aid Unit	Battalion Chief	Utility Vehicle
Station 16 196 th Street SW	419	1,424	477	1

	Engine	Aid Unit	Medic Unit	Marine Unit
Station 17 Downtown	315	1,353	1,545	9

	Engine	Ladder	Aid Unit
Station 20 Esperance/SR 104	173	337	1,325

	Chief Officers	Fire Prevention
Fire Administration City Hall 121 5 th Ave N	47	22

ACTIVITY BY VOLUNTEERS, HOURS

Civic Events and Public Education	28.00
Emergency Incidents	27.00
Drills	573.50
Meetings	57.50
Training/Education	<u>83.75</u>
Total Hours	769.75

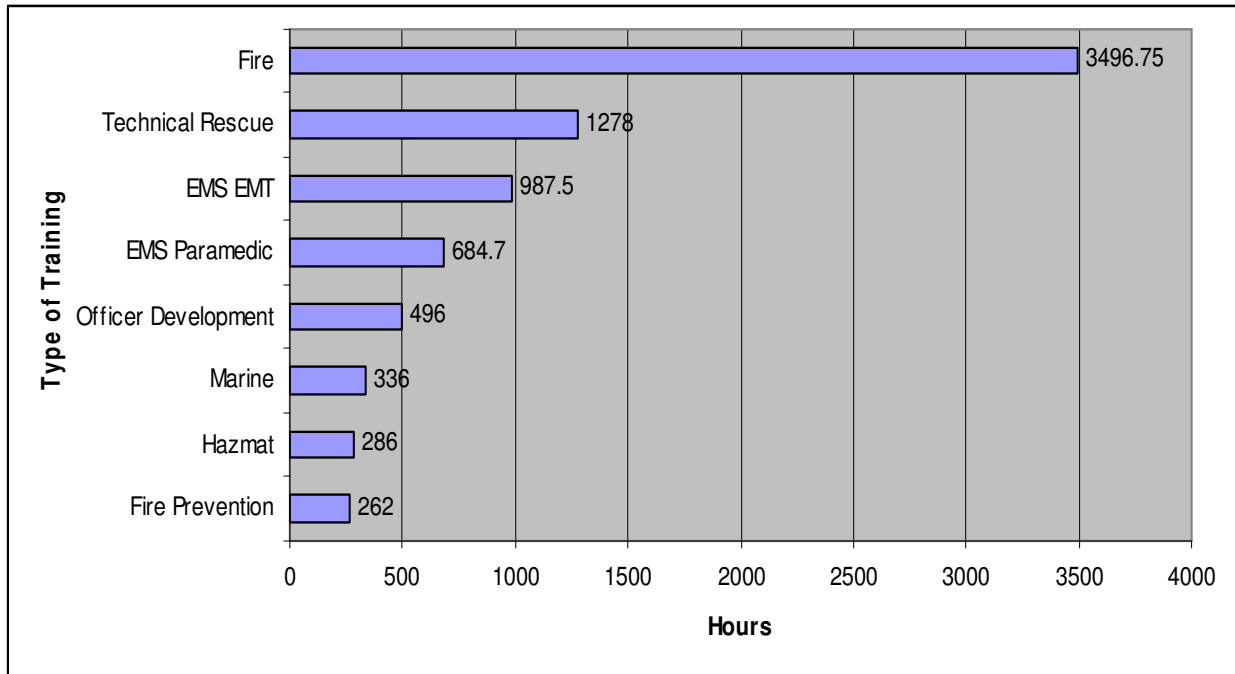
Activity by Automatic Aid (by Unit)

Automatic aid resource given and received.

Department	Give To	Received
Lynnwood	358	295
Fire District #1 / MLT	191	223
TOTAL	549	518

Training Hours

Total of 7,826.95.

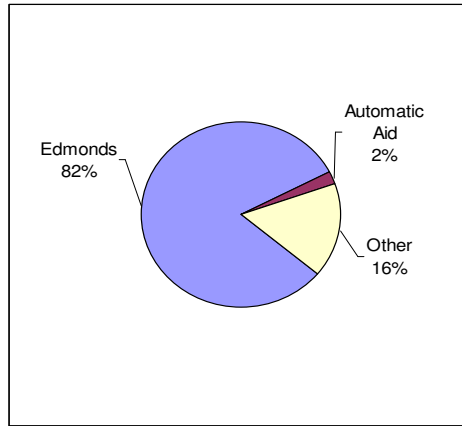


Patient Transports

BY AGENCY

The number of patients transported from Edmonds, by transporting agency.

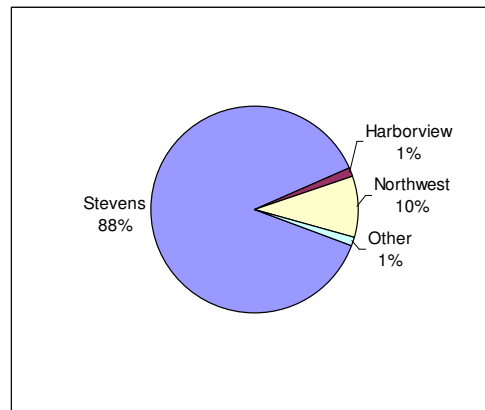
EDMONDS UNITS	2,318
AUTOMATIC AID	64
Lynnwood FD	29
Fire District #1	35
OTHER	470
Private Auto	89
Other	11
PD/Coroner	18
Helicopter	0
Private Ambulance	352
TOTAL	2,852



BY FACILITY

The number of patients transported from Edmonds to each receiving facility.

Stevens	2,101
Northwest	231
Group Health (Eastside)	2
Harborview	32
Virginia Mason	3
Providence Everett (Colby)	4
Providence Everett (Pacific)	0
Children's	15
University of Washington	3
Evergreen	3
Swedish	1
TOTAL	2,395



Fire Prevention & Public Education

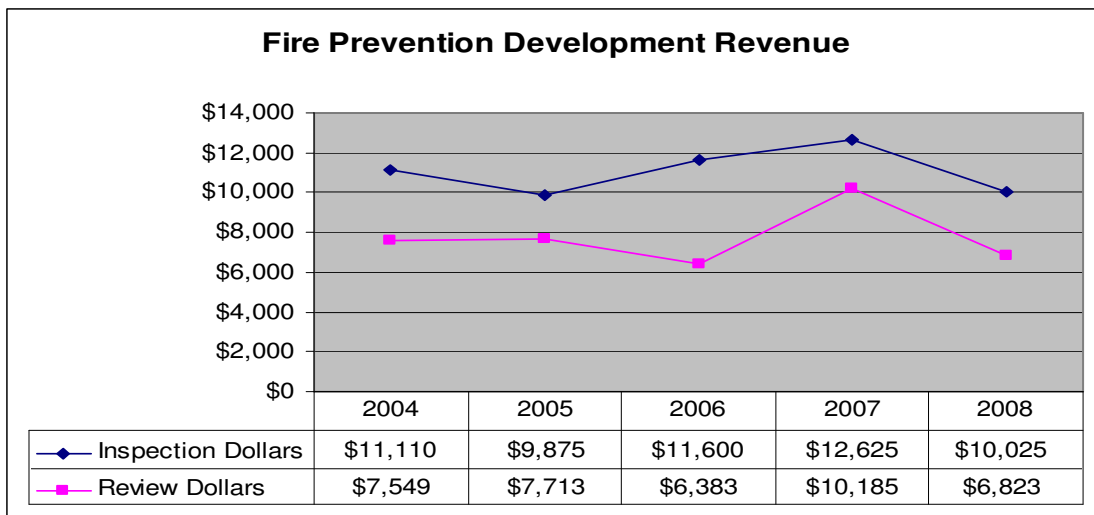
BUILDING INSPECTIONS

Inspections by Engine Companies	1,465
Inspections by Senior Inspector	393

VIOLATIONS

Violations Found by All Inspections	352
Violations Corrected	324

CONSTRUCTION AND DEVELOPMENT ACTIVITIES



COMMUNITY RELATIONS

Hours of Public Education	22
Requested Group Station Tours	18
Station Tour Participants	338

FIRE INVESTIGATIONS

Cooking	4	Electrical	2
Unknown	4	Chimney	1
Arson	4	Cigarettes/Smoking	3
Vehicle Fire	7	Candle	0
Illegal/Reckless	0	Auto-ignition	0
Illegal Burning	0	Roofing/Construction	0
Juvenile Arson	1	Juvenile Curious	0
Bark/Brush Fire	2	Sparks, Arc, Other	<u>1</u>
Heating Appliance	3	Total	33
Fireworks	1		

ESTIMATED FIRE DOLLAR LOSS

Edmonds	\$1,421,075
Woodway	0
Esperance	<u>2,800</u>
Total	\$1,423,875