

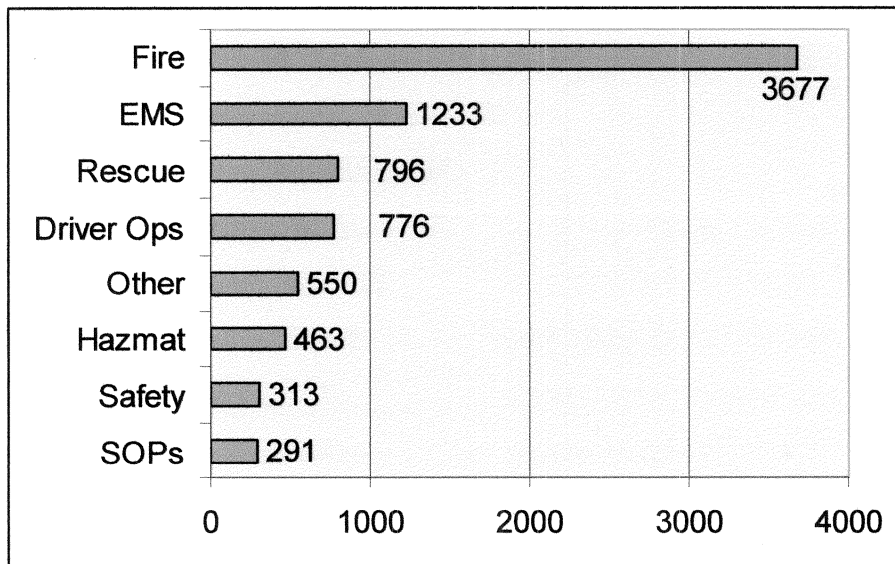
Activity in Contract Areas

	Fire	EMS	Total
WOODWAY	15	33	48
ESPERANCE	52	172	224
TOTAL	67	205	272

Activity By Automatic Aid

	Given To	Received From
LYNNWOOD	333	398
MOUNTLAKE TERRACE	149	237
FIRE DISTRICT #1	4	28
Total	486	663

Training Hours

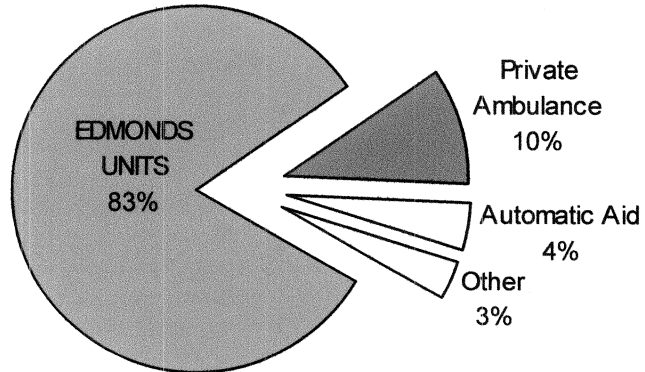


Patient Transports

BY AGENCY

The number of patients transported from Edmonds, by transporting agency.

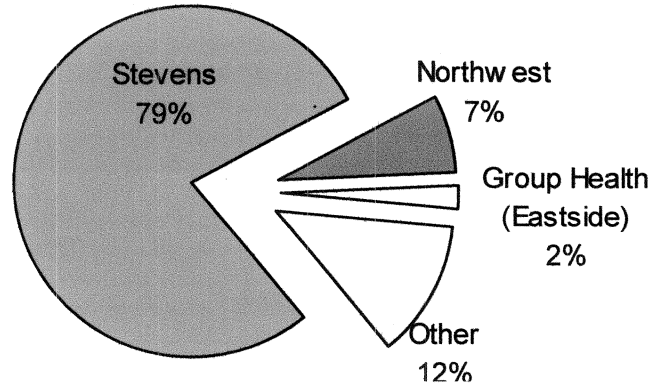
EDMONDS UNITS	1942
AUTOMATIC AID	102
<i>LFD</i>	75
<i>FD1</i>	8
<i>MTFD</i>	19
PRIVATE AMBULANCE	240
<i>Rural Metro</i>	223
<i>AMR</i>	17
OTHER	78
<i>Private Auto</i>	50
<i>PD/Coroner</i>	11
<i>Helicopter</i>	4
<i>Other</i>	13
TOTAL	2362



BY FACILITY

The number of patients transported from Edmonds to each receiving facility.

Stevens	1919
Northwest	166
Group Health (Eastside)	57
Swedish	48
Harborview	47
Virginia Mason	41
Childrens	34
Providence (Colby)	18
U. of W.	15
Other/Unknown	14
Group Health (Seattle)	13
Home	12
Providence (Pacific)	10
Doctor	9
Funeral Home	7
Veteran's Home	7
Morgue	6
Medical Clinic	5
Evergreen	5
Providence (Seattle)	3
Jail	1
TOTAL	2437



Fire Prevention & Public Education

BUILDING INSPECTIONS

Inspections by Engine Companies	1397
Inspections by Senior Inspector	471
Pre-Fire Plans	96

VIOLATIONS

Violations Found by All Inspections	570
Violations Corrected	543

CONSTRUCTION AND DEVELOPMENT ACTIVITIES

Construction Plan Checks	184
Construction Inspections	278

FIRE INVESTIGATIONS

Not Available

FIRE DOLLAR LOSS

Edmonds	\$1,635,979	In Inspected Occupancies: Not Available
Woodway	0	
Esperance	\$18,855	
Total	\$1,654,834	

COMMUNITY RELATIONS

Number of Public Education Events	14
Firefighter Hours at Events	82